

**BEST
IN
SHOW**



**MOST
POPULAR
AWARDS
2017**

CONNECTED HAS POLLED THE INDUSTRY ON WHICH BRANDS IT PREFERS TO INSTALL. NOW, THE RESULTS ARE IN. PAUL SKELTON REPORTS.

And the winners are...

Most industries are clearly defined. It's easy to identify the industry leaders and it's clear which products are the most favoured. The systems integration industry, however, isn't as clear.

There's a lot of conjecture out there, and you can't always tell fact from fiction. That's why we here at *Connected* asked integrators from around the nation (and NZ) to identify the brands that they install to get a clear idea of which products are being installed in homes and businesses, and to identify the industry leaders in each category.

In total, 543 integrators responded to what has become an annual exercise in tracking the development and growth of the industry.

It's important for me to remind those companies that didn't win these awards are purely a popularity contest. We're not saying that the winners have the best product on the market, or the newest. These awards are simply designed to let suppliers know what integrators think of their brands.

On behalf of *Connected*, I would like to congratulate all of the companies who topped the list and would like to make special mention of the local suppliers who took out their categories, proving that Australian manufacturers can well and truly compete against international products.

Good luck in 2018.

INDUSTRY AWARDS



CONTROL



AUDIO



OTHER



VIDEO



COMMERCIAL AUDIO



COMMERCIAL VIDEO



COMPONENTS



ELECTRICAL



SECURITY





THE GOLDEN PAUL

Hello again, my name is Paul Skelton and I'm the editor of *Connected*.

I also have a very large ego, which often goes unchecked.

I'm on a mission to find out who industry believes to be the most influential person in the market.

Of course, I am ineligible to win the award, so I've named it after myself. And I put my face on it.

Congratulations to Damian Cavanagh from Electronic Living for being named as the 2017 recipient of the Golden Paul. I hope you enjoy staring at my face for many years to come.

INDUSTRY AWARDS

'THE GOLDEN PAUL' - MOST INFLUENTIAL PERSON

Damian Cavanagh is the founder and managing director of Brisbane-based Electronic Living, a technology integration firm providing solutions to the commercial, luxury marine and high end residential markets.

A career in this industry spanning more than 20 years has seen Damian pilot Electronic Living to achieve great heights and garner true recognition in the industry as an honest, trustworthy and complete technology partner to all clients.

Having delivered in excess of \$60 million worth of technology and boasting more than 24 CEDIA awards for excellence in technology integration projects both locally and internationally, Damian is driven by his ambition for excellence without exception.

Damian is allergic to power tools; in fact, his team insist that he never touches them in the interest of general public safety. He prefers to spend his time focused on the vision and direction of Electronic Living ensuring the company remains relevant and poised for growth in the fast paced environment that is the connected technology industry.



GOLDEN PAUL WINNER 2017



INDUSTRY AWARDS

MOST POPULAR SUPPLIER



The meteoric rise of Control4 in the A/NZ market has indeed been well documented. Since April 2016, the company has been selling direct into the local market and has been rewarded well for doing so. Most recently, the company acquired Triad Loudspeakers, expanded the Pakedge portfolio of networking products and has continued to see a plethora of drivers been developed for the platform. In 2017, it was overwhelmingly voted in as the Most Popular Supplier in this competition.

Control4TM
Better. Together.



INDUSTRY AWARDS

RESIDENTIAL DISTRIBUTOR



Another year, another Most Popular Residential Distributor title for Amber Technology... For the fifth year running, Amber has taken out the most hotly contested category in these awards. Avation pipped QualiFi at the post to come second while Altronics has held on to its 2016 fifth place spot. Advance Audio is the big mover here, climbing from 10th place last year to fourth here. The Sydney-based distributor has had a big year, signing PulseEight and launching a new ecommerce platform, www.advanceone.com.au.

- >4th Advance Audio 15.67%
- >5th Altronics Distributors 10.82%
- >6th Synergy Custom 10.07%
- >7th Wavetrain 9.33%

- >8th Radio Parts 8.58%
- >8th Canohm 8.58%
- >10th Hills 8.21%

INDUSTRY AWARDS

COMMERCIAL DISTRIBUTOR



Hills has gone two for two, once again taking out the title of Most Popular Commercial Distributor, this year extending its lead over the market from 21.1% to 31.34%. Amber has retained second place while Westan has moved up from fourth to third in 2017. Jands is the biggest mover here, coming joint seventh last year. Avation has also muscled its way into the results this year, with the traditionally-residential distributor coming in at a respectable sixth place this year.

- >4th Jands 12.90%
- >5th Altronics Distributors 11.98%
- >6th Avation 10.14%
- >7th Wavetrain 9.68%

- >8th Radio Parts 9.22%
- >9th Midwich 8.76%
- >10th Canohm 6.91%
- >10th Sennheiser 6.91%

INDUSTRY AWARDS

NEW ZEALAND DISTRIBUTOR



From eighth to first, AV Supply Group has had a very strong showing in the 2017 competition, taking out the Most Popular NZ Distributor title. Last year's winner, Amber Technology, sits in second place while Avation jumps from fourth to third. Single nation players TechStyle and Digital World round out the top five positions.

- >4th TechStyle 12.64%
- >5th Digital World 11.49%
- >6th Sound Group Holdings 10.34%
- >7th Midwich 8.05%

- >8th Hills 6.90%
- >9th Mayo Group 5.17%
- >10th Emersive Technologies 4.02%

CONTROL

UNIVERSAL REMOTE CONTROL



A new leader has emerged. After coming in third in 2016, Logitech has risen to the top of the category, pipping last year's winner, RTI, at the post. One For All is another big mover, growing from 4.8% to 13.1% in 2017.



RTI
20%



Control4
17.1%

>4th One For All 13.1%
>5th On Controls 8.21%
>6th Crestron 7.14%
>7th Elan 6.79%

CONTROL

MULTI-ROOM AV DISTRIBUTION



In what has been a very big year for Control4, the Salt Lake City, Utah-based control company has jumped from fourth place in 2016 to first in 2017, effectively doubling its popular vote in the intervening 12 months.



RTI
17.94%



Crestron
16.94%

>4th Bluestream 9.97%
>5th Gefen 9.63%
>6th Sonos 8.64%
>7th Yamaha 7.97%

CONTROL

WHOLE-HOUSE CONTROL SYSTEM



Perhaps the most important category in these awards (if there were no control systems, there would be no systems integrators...), Control4 has gone back-to-back by taking out this title for the second year running. On Controls has entered the race in 2017 in fourth place.



RTI
15.97%



Crestron
11.41%

>4th On Controls 7.6%
>5th Push Controls 7.6%
>6th Elan 7.22%
>7th Pro Control 6.46%

CONTROL

LIGHTING CONTROL



No surprises here. Clipsal by Schneider Electric remains the dominant brand in the lighting control sector, winning this category for the past six years. Philips Dynalite has regained some ground, moving from fourth in 2016 to third in 2017.



Control4
20.35%



Philips Dynalite
17.75%

>4th Lutron 15.58%
>5th Fibaro 10.39%
>6th Crestron 9.96%
>7th DALI 9.09%

CONTROL

MOTORISED BLINDS



Somfy and Lutron hold on to first and second place, respectively, while last year's third place-getter, Environexus, has fallen back to seventh.



Lutron
25.0%

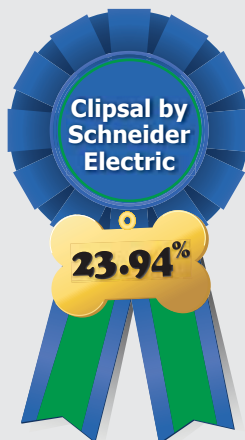


Screen Technics
16.33%

>4th Crestron 11.73%
>5th Luxaflex 8.16%
>5th Silent Gliss 8.16%
>7th Environexus 6.12%

CONTROL

ENERGY MONITORING



Last year's winner, Environexus, is nowhere to be seen, making way for Clipsal to jump from fourth place in 2016 to first in 2017. Crestron is another big mover here, growing from 4.4% last year to 12.77%.



Control4
23.4%



Crestron
12.77%

>4th Vantage 12.27%
>5th KNX 10.64%
>6th Philips Dynalite 10.64%
>7th Savant 10.11%

AUDIO IN-WALL/IN-CEILING SPEAKERS (RESIDENTIAL)




For the sixth year in a row, Sonance has dominated this category. The big mover here, though, is Klipsch, which didn't place last year. In 2017, the company has entered the race in a respectable fourth place.



Origin Acoustics
10.68%

>4th Klipsch 10.36%
>5th Bowers & Wilkins 10.03%
>6th Bose 10.03%
>7th Jamo 8.41%

AUDIO 'INVISIBLE' LOUDSPEAKERS



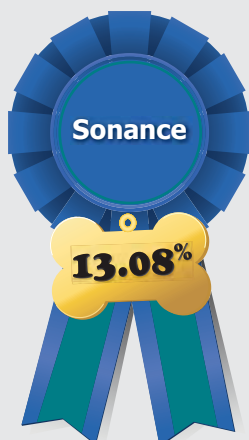
The invisible loudspeaker category remains largely unchanged from 2017, save the entrance of Extron in fourth place and new market entrant Nakymatone, which sits in joint sixth place.



SpeakerCraft
19.72%

>4th Extron 14.08%
>5th Triad 8.10%
>6th Amina 4.23%
>7th Nakymatone 4.23%

AUDIO OUTDOOR LOUDSPEAKERS



Again, Sonance continues to dominate the 'installed audio' categories, but in 2017 it is Origin Acoustics that is making waves. The company, which didn't make the list last year, has shot to second place.



Bose
5.43%

>4th SpeakerCraft 5.03%
>5th Bowers & Wilkins 5.03%
>6th Klipsch 4.83%
>7th Niles 4.83%

AUDIO SUBWOOFERS



Previous five-time winner Velodyne has fallen all the way to sixth place in 2017 while perennial bridesmaid, Sunfire, has risen to the top. REL Acoustics has also had a strong showing, entering the race in third place.



REL Acoustics
12.30%

>4th Paradigm 11.39%
>5th Sonance 9.61%
>6th Velodyne 8.19%
>7th Bowers & Wilkins 7.83%

AUDIO AV RECEIVERS



Yamaha has gone back-to-back by being named the Most Popular AV Receivers two years in a row. Integra moves back up to second while Denon slips into fourth place, behind stablemate Marantz.



Marantz
21.85%

>4th Denon 20.86%
>5th Pioneer 15.56%
>6th Onkyo 13.91%
>7th Cambridge Audio 8.28%

AUDIO PREAMPLIFIERS



Marantz continues its domination of the preamplifier category, winning this category once again. The rest of the category remains the same, except for McIntosh, which enters the race in sixth position.



Integra
17.67%

>4th Onkyo 15.76%
>5th Anthem 10.53%
>6th McIntosh 7.89%
>7th ARCAM 6.39%

AUDIO

FREESTANDING LOUDSPEAKERS



Buoyed by its recent expansion into the Australian market, B&W has once again been named the Most Popular Freestanding Loudspeaker. Klipsch has risen from fifth to second while Jamo holds tight in third.



Klipsch
14.29%



Jamo
10.8%

>4th KEF 9.41%
>4th Yamaha 9.41%
>6th Definitive Technology 8.36%
>7th Elan 6.79%

OTHER

TEST AND MEASUREMENT




While Fluke Networks shows once again that it is the dominant player in testing, Quantum Data has entered the race in third place, pushing Klein Tools down to fourth. Redback is another new entrant here, coming in in seventh place.



14.83%

NTI Audio



14.20%

Quantum Data

>4th Klein Tools 13.92%
>5th T3 Innovation 9.79%
>6th Doss 6.70%
>7th Redback 6.19%

AUDIO

ACOUSTIC TREATMENTS



After a year's absence in the top spot, Primacoustics has reclaimed victory in this category while last year's winner, Cinema Works, slides to fifth. Artnovion is a new entrant here, debuting in third place.



Vicoustic
17.76%



Artnovion
16.82%

>4th SoundAcoustics 14.95%
>5th Cinema Works 10.28%
>6th Wave Panels 10.28%
>7th Manhattan 6.07%

OTHER

SOFTWARE



Industry veteran D-Tools has of course claimed this category yet again, growing its vote from 38.1% in 2016 to 41.04% in 2017. Bluebeam and JetBuilt have entered in second and third places respectively.



27.61%

Bluebeam



10.45%

JetBuilt

>4th ProjectQ 8.96%
>5th ProjX360 5.97%
>6th Sales Tools 5.97%
>7th ihiji 4.48%

OTHER

SEATING



For the sixth year running, LP Morgan has been named Most Popular Seating. Manhattan retains its position in second place while 2016 fourth place-getter, Jaymar, rises to third. Top Form has fallen from fifth to seventh.



17.69%

Manhattan



16.92%

Jaymar

>4th Bell'O 13.08%
>5th Fortress 11.54%
>6th Suncoast Seating 10.77%
>7th Top Form 5.38%

AUDIO

SPEAKER CABLING / INTERCONNECTS



After missing out altogether in 2016, Audioquest has re-entered the competition to a resounding victory. Kordz moves to second place while Blustream jumps to third.



Kordz
20.03%



Blustream
16.82%

>4th ICE Cables 12.03%
>5th Belkin 9.40%
>6th WireWorld 8.27%
>7th The Chord Company 6.77%

OTHER

TACTILE SOUND TRANSDUCER (SHAKER)




After a close victory in 2015, and a move to second in 2016, Earthquake Sound has reclaimed top spot in the Most Popular Tactile Sound Transducer (Shaker) category in 2017. Arch-rival D-Box has claimed second place.



27.41%

D-Box



20.74%

ButtKicker

>4th Crowson 12.59%
>5th Clark Synthesis 8.15%

VIDEO

FLAT PANEL DISPLAYS



Perhaps unsurprisingly, very little has changed in the Flat Panel Display category as Samsung continues to lead the competition. The biggest change here is LG's move from fourth to third place.



>4th Panasonic 18.47%
>5th Sharp 8.71%
>6th Philips 6.62%
>7th Wintal 3.83%

VIDEO

HOME THEATRE PROJECTOR



Congratulations to Epson, which not only won this category for the sixth time, but extended its lead over second place-getter Sony, BenQ and the rest of the field, which remains largely the same as 2016.



>4th Optoma 12.29%
>5th Panasonic 10.24%
>6th JVC 9.56%
>7th Barco 7.17%

VIDEO

PROJECTION SCREEN



Yet again proving that everyone loves a home-grown success story, Screen Technics is once again named the Most Popular Projection Screen. Stewart Filmscreens, whose highest ranking to date has been fourth, has jumped all the way to second place in 2017.



>4th Elite Screens 13.98%
>5th Grandview 12.54%
>6th Da-lite 10.39%
>7th Screen Innovations 7.89%

VIDEO

TV MOUNT



While Vogel's remains #1 in the TV Mounts category, Ultralift has been 'lifted' from sixth to third in 2017. One For All and Atdec are new entrants to the race, coming fifth and sixth respectively.



>4th Sanus 11.15%
>5th One For All 8.92%
>6th Atdec 5.58%
>7th Kordz 5.20%

VIDEO

LIFTERS



Not only has Ultralift taken out this category once again, it has increased its vote from 24.2% in 2016 to 36.36% in 2017. Sanus is the big mover, jumping from seventh place last year to a very healthy third.



>4th Future Automation 16.02%
>5th Grandview 9.52%
>6th OmniMount 7.36%
>7th People of Lava 4.33%

VIDEO

BLU-RAY PLAYERS



Oppo continues to be unrivalled in the Most Popular Blu-ray Player category. There has been some movement in the placings though, with Sony and Samsung switching places as well as Panasonic and Pioneer.



>4th Panasonic 13.21%
>5th Pioneer 12.50%
>5th Yamaha 12.50%
>7th Marantz 10.71%

VIDEO

VIDEO PROCESSORS



Extron has taken the title of Most Popular Video Processor once again, with Gefen moving into second place. Kramer has moved from second in 2016 to fourth in 2017. Crestron enters the race in third place.



>4th Kramer 10.21%
>5th Anthem 8.09%
>6th Nvidia 7.66%
>7th DVDO 6.38%

VIDEO

ANTENNAS



While Matchmaster and Hills hold on to first and second, respectively, the biggest mover here is SignalMAX, which has jumped from sixth place in 2016 to third place in 2017. One For All also made a big move, from eighth last year to fourth now.



>4th One For All 13.85%
>5th Kingray 10.39%
>6th Clipsal by Schneider Electric 6.93%
>6th Triax 6.93%

VIDEO

SHORT THROW PROJECTORS



Once again Epson not just wins but does so by extending its margin over last year's results, growing its vote from 36.7% to 43.78%. BenQ is the other big mover here, moving from ninth place last year to fourth in 2017.



>4th BenQ 10.84%
>5th Hitachi 6.43%
>6th Barco 5.62%
>7th NEC 4.42%

VIDEO

4K VIDEO EXTENDER



Blustream, Extron, Gefen and AV Gear all retain their places from 2016 while Control4 enters the race in fifth place with 9.8% of the vote. Zigen is another new entrant to the race, coming in sixth place with 8.11%.



>4th AV Gear 11.49%
>5th Control4 9.80%
>6th Zigen 8.11%
>7th Crestron 6.42%

VIDEO

VIDEO SCALER



Extron has held on to the pole position in this race, so too has AV Gear, which has come in third place again. Gefen has moved from fourth to second while last year's second place-getter, ATEN, has dropped to seventh place in 2017.



>4th Crestron 11.30%
>5th Kramer 8.70%
>6th Pro2 6.52%
>7th ATEN 4.78%

VIDEO

IR DISTRIBUTOR/EXTENDER



Xantech has once again been named Most Popular IR Distributor/Extender while digi-MOD by Zycast, perhaps affected by a name change, has fallen from second to third place. Pro2 is the biggest mover, rising from eighth last year to fourth in 2017.



>4th Pro2 9.63%
>5th Atlona 8.72%
>6th Knoll Systems 7.80%
>7th Snap AV 7.34%

COMMERCIAL AUDIO

MICROPHONES



Shure has defeated last year's victor, Sennheiser, to be named the 2017 Most Popular Microphone. 2016 bronze-getter Redback has fallen off the list, replaced in third spot by AKG. Mipro, which didn't appear in the 2016 results, has entered here in fourth place.



>4th Mipro 9.21%
>5th Audio Technica 8.77%
>6th DPA 8.27%
>7th Rode 7.89%

COMMERCIAL AUDIO

MIXER



Redback – a brand of Altronics – has taken out the title of Most Popular Mixer for the second year running. Yamaha has come second, while BenQ moves into third.



>4th Australian Monitor 14.22%
>5th Allen & Heath 11.47%
>5th Solid State Logic 11.47%
>7th Behringer 11.01%

COMMERCIAL AUDIO

AUDIO EMBEDDER



Last year's bronze medallist, ATEN, has moved from third to sixth place in 2017. It has been replaced on the podium by Black Magic Design, which rose from fourth to third place in this year's competition.



>4th Atlona 13.37%
>5th Pro2 12.87%
>6th ATEN 5.94%
>7th KanexPro 2.97%

COMMERCIAL AUDIO

PA SYSTEM



Australian Monitor may have gone back-to-back, but the big story here is Bose, which didn't appear in the 2016 results.

In 2017 the company has taken the silver. Last year's second placer, Peavey, has fallen to fifth place this year.



>4th ElectroVoice 9.41%
>5th Peavey 8.42%
>6th Quest 8.42%
>7th Turbosound 7.92%

COMMERCIAL AUDIO

HEARING LOOP



Ampetronic, Redback and Williams Sound all retain their positions on the podium in this category. Univox has moved into fourth place, almost doubling its vote from 2016.



>4th Univox 16.67%
>5th Humanteknik 11.11%
>6th Phoenix 7.64%
>7th I-AMP 2.08%

COMMERCIAL AUDIO

IN-WALL/IN-CEILING SPEAKERS




Extron has dominated the competition, entering the race in 2017 with a very solid victory. Last year's winner, JBL, has moved to third.

Krix, Redback, Triad and Opus One have all fallen out of the results table.



>4th SpeakerCraft 9.18%
>5th Australian Monitor 8.5%
>6th Klipsch 7.14%
>7th Apart Audio 5.78%

COMMERCIAL VIDEO
DIGITAL SIGNAGE CMS


Samsung has gone two for two in the Most Popular Digital Signage CMS category, this year increasing its vote to 47.59% (from 31.7% in 2016). Sharp has moved from fourth to second while Scala moves to third and Novus Solutions falls to sixth.



>4th Exterity 6.90%
>5th BroadSign 6.21%
>6th Novus Solutions 5.52%
>7th AdFlow 4.83%

COMMERCIAL VIDEO
DIGITAL SIGNAGE PLAYER


Brightsign has once again been named Most Popular Digital Signage Player, increasing its lead from 19% in 2016 to 29.47% in 2017. Extron has entered the race in second place and Gefen has risen from fifth to third.



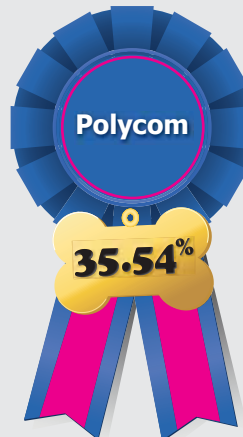
>4th Samsung 14.98%
>5th Sony 6.28%
>6th Pro2 5.80%
>7th ATEN 5.83%

COMMERCIAL VIDEO
PRESENTATION / COLLABORATION TOOLS


A rapidly growing sector, the Presentation/Collaboration Tools category has been a hotly contested category, ultimately being awarded to Barco and its popular ClickShare platform. Last year's winner, Crestron, has moved to second place.



>4th Bluebeam 12.82%
>5th Mersive 10.77%
>6th Kramer 7.18%
>7th BenQ 5.13%

COMMERCIAL VIDEO
VIDEO CONFERENCING EQUIPMENT


Polycom has once again been named Most Popular Video Conferencing Equipment supplier, staving off Cisco and Crestron. Last year's third placer, Lifesize, has fallen down to seventh position.



>4th Lumens 13.86%
>5th Sony 10.24%
>6th LG 6.63%
>7th Lifesize 4.82%

COMMERCIAL VIDEO
INTERACTIVE DISPLAYS


A new category in 2017, interactive displays play an important role in the commercial and education markets.

Epson (undoubtedly thanks to its incredibly popular MeetingMate) has been named the inaugural winner of the category.



>4th BenQ 9.89%
>5th Hitachi 8.79%
>6th Microsoft 8.79%
>7th Panasonic 8.24%

COMMERCIAL VIDEO
ELECTRONIC WHITEBOARDS


Another new category in 2017, electronic whiteboards is a market that maintains steady growth in the market. Panasonic has taken the prize in 2017, followed by SMART and Hitachi.



>4th Sharp 16.00%
>5th Canon 8.00%
>6th Mimio 5.33%
>7th ELB (formerly ElectroBoard) 4.00%

COMPONENTS

HDMI CABLING



Kordz – a name that is synonymous with HDMI cabling – has unsurprisingly taken out the title of Most Popular HDMI Cabling once again. Audioquest and ICE Cables both retain their positions of second and third respectively.



>4th Blustream 15.79%
>5th WireWorld 5.96%
>6th Extron 5.61%
>7th Gefen 5.26%

COMPONENTS

MATRIX SWITCHER



While 2016 winner Blustream has fallen to sixth place in 2017, Gefen has jumped significantly from fifth to first. AV Gear has also risen, this time from fourth to second. Extron has moved from fourth to third.



>4th Control4 11.27%
>5th Blustream 10.37%
>6th Zigen 8.36%
>7th Crestron 7.69%

COMPONENTS

HDBASET EXTENDER KIT



Melbourne-based Blustream has retained its 2016 title of Most Popular HDBaseT Extender Kit, showing that last year's victory was no fluke. AV Gear has fallen off the list while Gefen has fallen from third to seventh.



>4th Control4 9.46%
>5th Zigen 9.12%
>6th Crestron 6.76%
>7th Gefen 6.42%

COMPONENTS

DIGITAL MODULATOR



Now under new management, digi-MOD by ZyCast (formerly known as resi-linx) has held on to the top spot in this category. Novonde has risen from fourth to third, pushing ClearView down one spot.



>4th ClearView 17.61%
>5th ZeeVee 9.66%
>6th Ikusi 6.82%
>7th Healing 2.84%

COMPONENTS

RACKS/CABINETS



Perennial favourite Middle Atlantic continues its dominance of the rack/cabinet category, increasing its vote share from 33.6% last year to 37.65%. Sanus is the biggest mover here; after failing to place in last year's competition the company has slid into second spot. Altronics has moved down from second to third place in 2017.



>4th 4Cabling 6.67%
>4th Quadraspire 6.67%
>6th Rack Technologies 6.27%
>7th Clipsal 5.88%

COMPONENTS

RACK COOLING SYSTEMS



Middle Atlantic has gone back-to-back, taking out the Rack Cooling category yet again. While Cool Components increased its total number of votes, a recent change in distribution may leave it open to challengers in next year's contest. Amber's pickup of AC Infinity will also affect next year's results, I'm sure.



>4th Active Thermal Management 9.24%
>5th Sunon 7.61%



ELECTRICAL

LED LIGHTING



Not only has Philips repeated its 2016 victory, but it has increased its vote from 25.4% in 2016 to 38.37% in 2017. Brightgreen has shot up from fifth to second, pushing Lumex and Clipsal back one place each.



>4th Clipsal by Schneider Electric 14.53%
>4th GE Lighting 14.53%
>6th Crompton Lighting 7.56%
>7th Pierlite 5.23%

SECURITY

SECURITY SYSTEM



Never in doubt, Ness has for the sixth year running been named the Most Popular Security System. It also increased its vote from 26.9% to 41.75% in 2017. Bosch has jumped from sixth to second and Paradox has climbed from seventh to third.



>4th Honeywell 8.76%
>5th DSC 8.25%
>6th DAS 7.73%
>7th Leviton Security & Automation 5.67%

ELECTRICAL

SURGE PROTECTION



Long-time local favourite Thor Technologies continues to reign over the Surge Protection category. Furman holds on to second place while APC by Schneider Electric rises one place into third. Powershield, which came fourth, is a new entrant here.



>4th Powershield 10.87%
>5th Belkin 10.09%
>5th Isotek 10.09%
>7th Eaton 8.26%

SECURITY

IP SECURITY CAMERA



Axis has finally been toppled from the top spot in this category after being taken down by Hikvision, which didn't crack the top 10 in 2016. Dahua is another new entrant to the race in 2017, taking out third spot.



>4th Panasonic 12.96%
>5th Ness 9.72%
>6th Honeywell 8.33%
>7th Bosch 6.94%

ELECTRICAL

UPS



APC by Schneider Electric and Furman have both held on to the top two spots while Powershield has risen from fifth to third. Upsonic is a new player here, coming in a respectable sixth place.



>4th Eaton 15.71%
>5th Niveo Professional 11.90%
>6th Upsonic 7.62%
>7th Powertech 5.71%

SECURITY

INTERCOM



Not much has changed in the top three here, except a change between second and third. Doorbird is the surprise here; having not placed in last year's competition the popular IP product has moved into fifth place this year.



>4th Panasonic 11.89%
>5th Doorbird 9.19%
>6th Ness 8.65%
>7th Helios 6.49%